

M2

Professional Passthrough Dishwasher – 500mm Rack W 705mm x D 720mm x H 1530mm

The Starline Professional Range combines the best of modern technology with an uncompromising use of high quality components and heavy duty stainless steel in their construction. The result is a machine that you can rely on for great wash results for many years to come.

The Starline M2 will fit into bench gaps between 595mm and 640mm, and incorporates intuitive electronic controls providing soft wash start, eco power saver system, easy to read temperatures for HACCP reporting, chemical pump adjustments and priming, cycle customisation, immediate fault diagnosis and many other options. All reasons why the M2 remains one of the most popular passthrough dishwashers on the market.

Starline dishwashers have been made in New Zealand since 1981 and are engineered specifically for our unique local conditions and regulations. The renowned reliability of the machines is also backed by the most extensive service network and spare parts inventory in the country, ensuring that your Starline will not let you down.

Standard Features

- Quikstart 1, 2 and 3 minute cycles
- Up to 1080 plates per hour
- Easy installation supplied complete with:
 - Water supply hose
 - Dual detergent and rinse aid pumps with injector lines
 - Drain pump outlet hose
 - Unique 595mm to 640mm bench gap compatibility
 - No commissioning required
- Reliable results through robust stainless steel wash and rinse arms with precision stainless jets
- Durable stainless steel construction
- Comprehensive 12 month Starline warranty
- Low water consumption of 2.4 litres per cycle
- Assured final rinse ensures the correct temperature and pressures every time through it's rinse pump and 316 stainless break tank
- Soft start ensures great wash results through progressively pressurising the cycle to provide a consistent and even clean every time
- EcoPower reduces temperatures and energy consumption when machine is not busy
- Reliable double filtration system via scrap trays and separate wash inlet filter

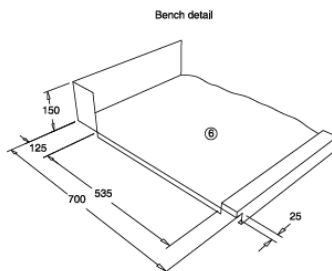
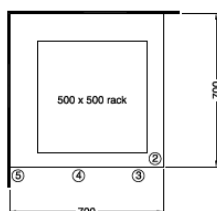
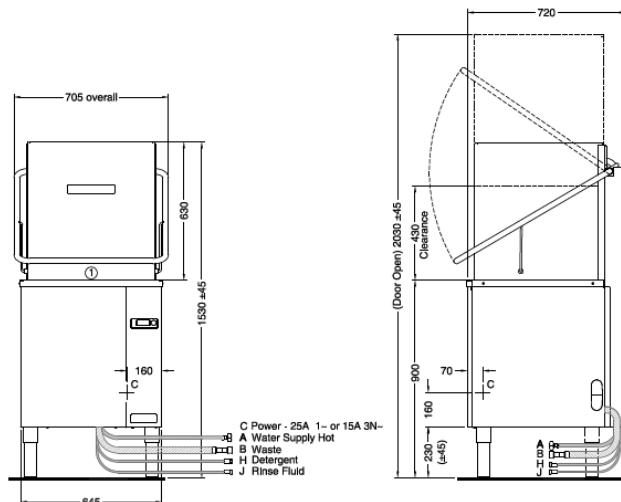
Includes:

- 2 x 600 70028 - 500mm dish rack
- 1 x 600 70029 - 500mm cup rack
- 2 x C660503 - cutlery container



M2

Professional Passthrough Dishwasher – 500mm Rack
W 705mm x D 720mm x H 1530mm



- In-line Installation**
① Bench gap is 595 or 640 with bench brackets removed
- Corner Installation**
② wall to front inside corner of wash tank 700
③ machine must face left for access to controls
④ allow 300 clearance beneath bench to front for service access
⑤ splashback return no higher than 150
⑥ left side is mirror image

A Hot water

Temperature	65°C
Connection	3/4" male; hose supplied
Pressure	200–350kPa
Flow	15 litres per min
Quality	Potable & soft
Backflow Prevention	Atmospheric Vacuum Breaker
Consumption	2.4litresper cycle

B Waste

Connection	Hose supplied for 38mm open standpipe 750 high or connection to sink trap
------------	---------------------------------------------------------------------------

C Electrical

Single phase	230V 50Hz 25Amp
Three phase	400V 50Hz 15Amp per phase

Nominal Power Consumption

1P / 25A	= 5.0kW rinse / 2.5kW wash / 5.75kW max
3P / 15A	= 5.0kW rinse / 2.5kW wash / 9.75kW max

Dimensions

Width	705mm
Depth	720mm
Height	1530mm
Weight	94kg

Packed Dimensions

Width	760mm
Depth	830mm
Height	1450mm
Weight	125kg
Cubicmetres	0.91m ³

Water Quality Requirements

Hardness	ppm	pH
Min	20	7
Max	100	8

Ions	Cl ⁻	SO ₄	Fe	Mn	Cu	CL ₂
Max mg/l	100	400	0.1	0.5	0.05	0.1

Refer operator manual for installation instructions



ISO9001

All Starline products are designed and manufactured by Washtech using the internationally recognised ISO9001 quality management system, covering design, manufacture and final inspection, ensuring consistent high quality at all times.

In line with policy to continually develop and improve its products, Washtech reserves the right to change specifications and design without notice.

WASHTECH LTD
PO Box 90-548
Auckland 1142
414 Rosebank Road
Avondale
Auckland 1026
New Zealand
Phone 09 829 0930
info@washtech.co.nz
www.starline.co.nz



On call service where you are. Washtech provides full service backup, 24 hours a day, 7 days a week with factory based technicians and a comprehensive nationwide network of independent service providers. STARLINE SERVICE 09 829 0923 © Copyright Washtech 2016

an Ali Group Company



The Spirit of Excellence